

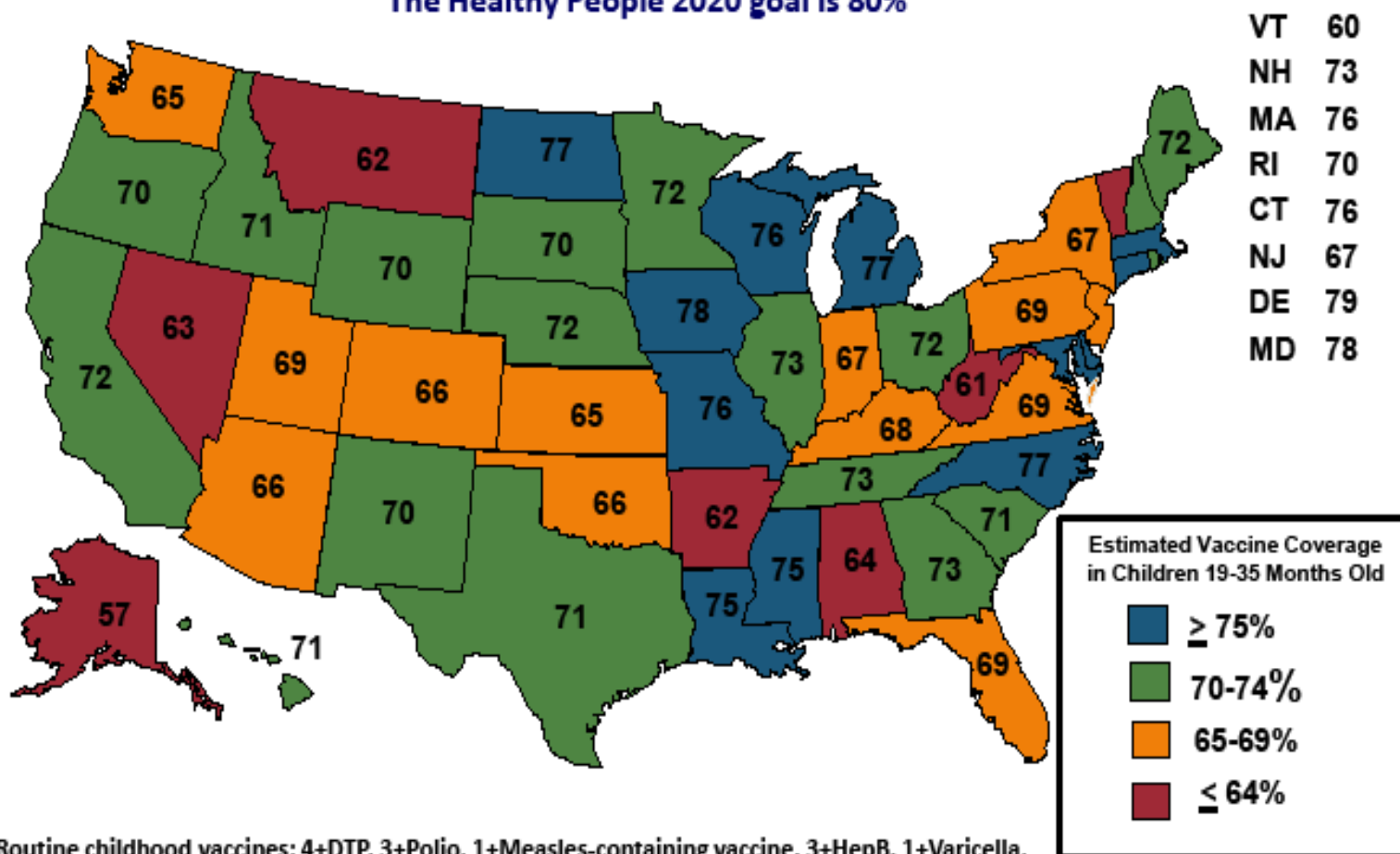


Personal Belief Exemptions: Vermont's Recent Legislative Experience

Millions of U.S. Children Are at Risk for Serious Disease

Nationwide, 71% Children 19-35 Months Old Are Adequately Vaccinated*

The Healthy People 2020 goal is 80%



*Routine childhood vaccines: 4+DTP, 3+Polio, 1+Measles-containing vaccine, 3+HepB, 1+Varicella, 4 PCV. Hib is excluded for 2009 due to vaccine shortages.

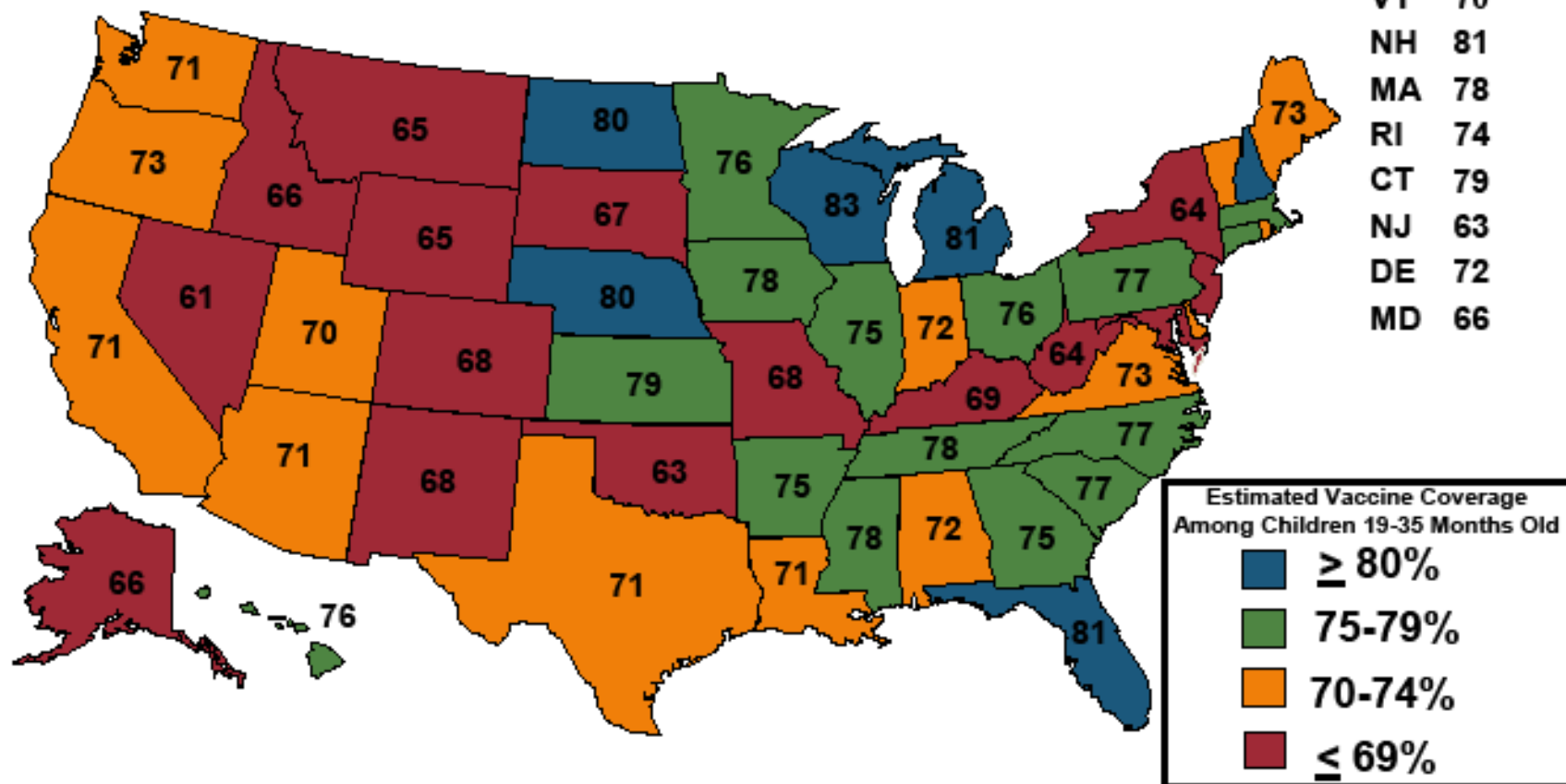
Source: CDC National Immunization Survey 2009

Millions of U.S. Children Are at Risk for Serious Disease

Nationwide, 73% Children 19-35 Months Old Are Adequately Vaccinated*

The Healthy People 2020 goal is 80%

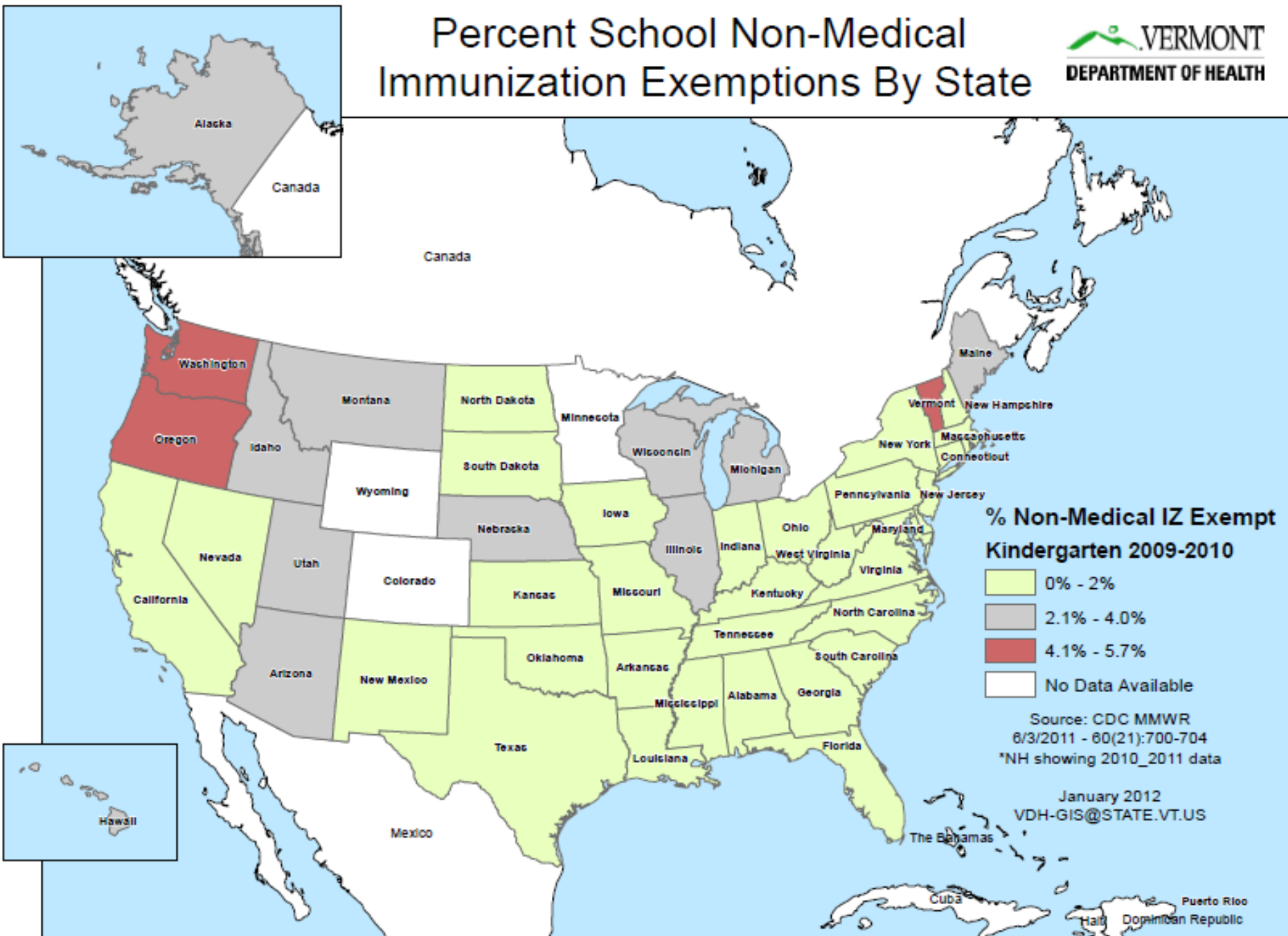
VT	70
NH	81
MA	78
RI	74
CT	79
NJ	63
DE	72
MD	66



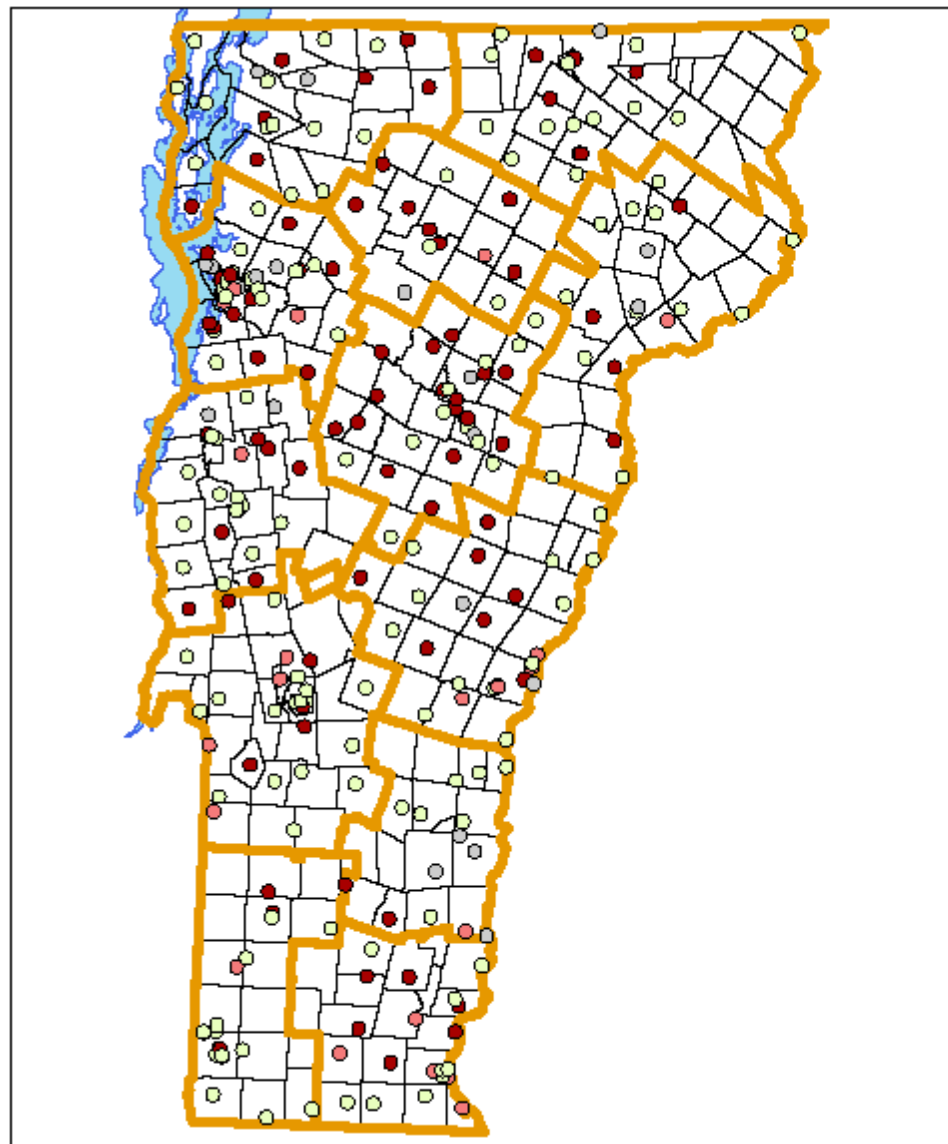
*Routine childhood vaccines: 4+DTP, 3+Polio, 1+Measles-containing vaccine, 3+HepB, 1+Varicella, 4 PCV. Hib is excluded.

Source: CDC National Immunization Survey 2010

Percent School Non-Medical Immunization Exemptions By State



VT School Immunization Data
Percent of Kindergarten Students
with Philosophical Exemptions
2010 - 2011 School Year



Philosophical IZ Exemptions

% of K: 2010-2011

○ 0% - 2%

□ 2.01% - 4%

● 4.01% - 6%

● >6%

 Vermont Health Districts

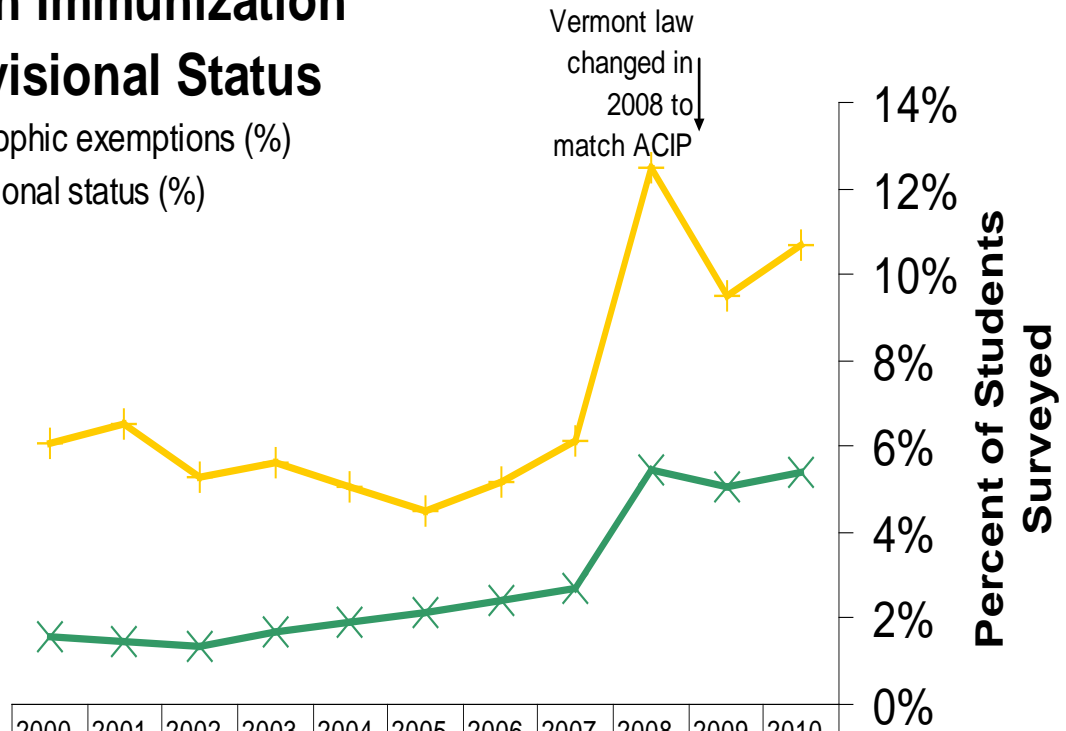
 Vermont Towns

ImmunizationProgram@State.VT.US

FEBRUARY 9, 2012

Vermont Kindergarten Immunization Exemptions and Provisional Status

✕ philosophic exemptions (%)
+ provisional status (%)

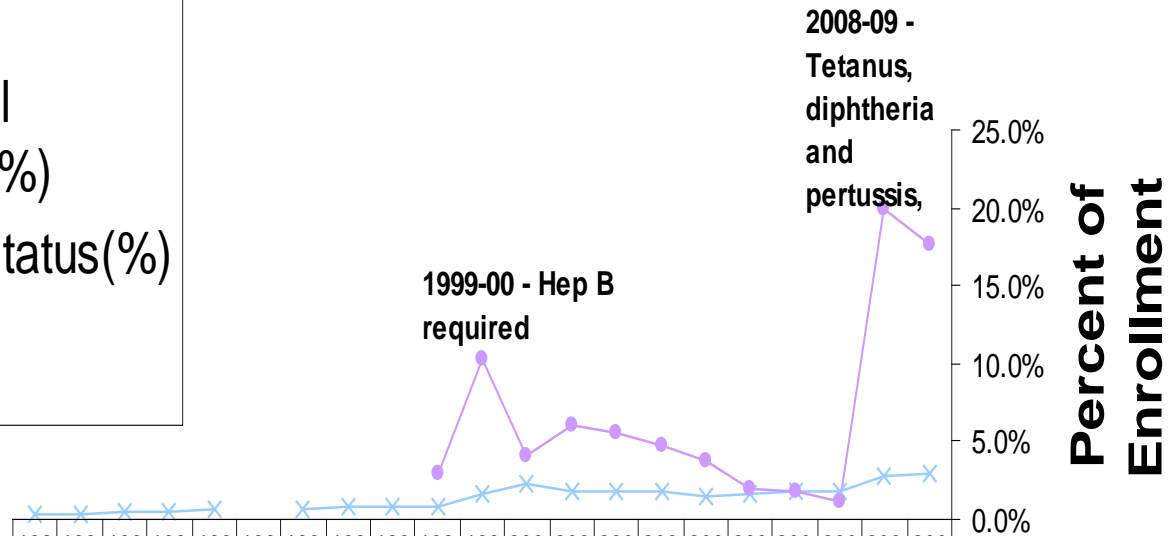


	2000-01	2001-02	2002-03	2003-04	2004-05	2005-06	2006-07	2007-08	2008-09	2009-10	2010-11
✕ philosophic exemptions (%)	2%	1%	1%	2%	2%	2%	2%	3%	5%	5%	5%
+ provisional status (%)	6.1%	6.5%	5.3%	5.6%	5.1%	4.5%	5.2%	6.1%	12.5%	9.5%	10.7%

Year of Enrollment

Immunization Exemptions: 7th Grade Vermont 1989-2010

- ✕ religious or philosophical exemptions(%)
- provisional status(%)



	1989-9	1990-0	1991-1	1992-2	1993-3	1994-4	1995-5	1996-6	1997-7	1998-8	1999-9	2000-0	2001-1	2002-2	2003-3	2004-4	2005-5	2006-6	2007-7	2008-8	2009-9
✕ religious or philosophical exemptions(%)	0.4%	0.2%	0.5%	0.4%	0.7%		0.7%	0.8%	0.8%	0.7%	1.6%	2.3%	1.9%	1.8%	1.8%	1.5%	1.7%	1.8%	1.9%	2.8%	3.0%
● provisional status(%)										3.0	10.2	4.1	6.0	5.6	4.8	3.7	2.0	1.8	1.2	19.9	17.6

Year of Enrollment

Legislation to Eliminate PBE's

- Is there a problem?
- Who is leading the charge?
- Is this the right time?

Legislation to Eliminate PBE's

- Is there agreement among all supporting organizations?
- Do you have a communication plan?
- Have spokespeople been selected?



Vermont Department of Health